




Chp.Ile de France
Le Mans 25-26 Avril 2015



Rotax Max

Chp.IDF Rotax Max Chrono (CH) Résultats

Document 5.2 OFFICIEL

Sous réserve du contrôle technique ou d'incidents d'ordre sportif

Clit	Classe	N°	Pilote	Chassis	Club	Temps	Ecart	Interv.	Tour
1	evo	12	DEPTUCH Joel	F.A.	Brétigny	53.693			7
2	evo	94	RENAUDIN Adrien	Sodi	Wissous	53.882	0.189	0.189	4
3	evo	6	TESNIERE Charles	Sodi	Angerville	53.955	0.262	0.073	7
4	evo	2	PICOT Nicolas	Sodi	Rosny	53.958	0.265	0.003	5
5	evo	11	CAMMARATA Marc	Sodi	Cormeilles	54.181	0.488	0.223	5
6	evo	4	LANDAIS Thomas	Tony	Rosny	54.191	0.498	0.010	7
7	evo	3	BONNETO Romain	Tony	Savoie	54.243	0.550	0.052	7
8	evo	22	JALOUX Romain	Tony	Reims	54.253	0.560	0.010	6
9	evo	7	MASLE Nicolas	Birel-Art	Mantes	54.359	0.666	0.106	5
10	evo	1	HODIER Thomas	F.A.	Rosny	54.435	0.742	0.076	5
11	evo	18	WILLIAMSON Andrew	F.A.	J.B.H.	54.444	0.751	0.009	5
12	evo	16	ROUSSET Louis	Sodi	Sens-Paris	54.651	0.958	0.207	7
13	evo	96	RENAUDIN Julien	Sodi	Wissous	54.692	0.999	0.041	6
14	evo	51	MISSIMILLY Jacques	F.A.	Cormeilles	54.741	1.048	0.049	7
15	max	9	BREISACHER Dorian	Sodi	Angerville	54.864	1.171	0.123	7
16	evo	14	DECHANDON Simon	Tony	Angerville	54.998	1.305	0.134	7
17	evo	24	DRUAIS Jean-Baptiste	F.A.	J.B.H.	55.196	1.503	0.198	4
18	evo	17	BRUNERIE Vincent	Tony	Brétigny	55.258	1.565	0.062	7
19	evo	10	LALA Guillaume	Tony	Angerville	55.286	1.593	0.028	7
20	max	20	MOSTKOWY Maxime	Sodi	Cormeilles	55.902	2.209	0.616	6
21	evo	5	MENARD Pierre	Tony	Angerville	56.024	2.331	0.122	6
22		33	BOURDIN Gauthier			56.840	3.147	0.816	5

Non classés

	evo	8	SOULAT Louis Henri	Birel-Art	Sens-Paris	Non partant			
	max	23	GANY Rehane		K.C.B.	Non partant			
	evo	42	MONTI Romain	F.A.	Rosny	Non partant			
	evo	98	RENAUDIN Patrice	Sodi	Wissous	Non partant			

Départ : 25/04 - 16:50:27

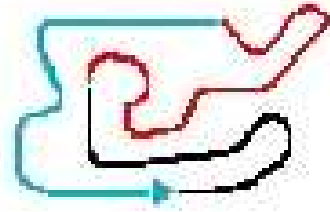
Meilleur tour : N°12 DEPTUCH Joel

53.693

Météo : Légèrement nuageux Air : 18°C Piste : Sèche



Chp.Ile de France
Le Mans 25-26 Avril 2015

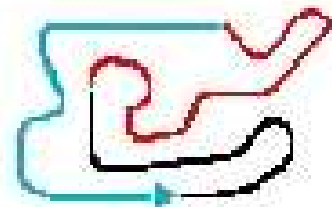


Rotax Max

Chp.IDF Rotax Max Chrono (CH) Best Sectors Analysis

Pour information, sans valeur officielle

S1			S2			S3			Ideal Lap Times						
Clt	N°	Temps	Clt	N°	Temps	Clt	N°	Temps	Clt	N°	Pilote	p-l	Ideal Lap	Best Lap	Diff.
1	12	15.712	1	12	21.026	1	12	16.832	1	12	DEPTUCH Joel		53.570	53.693	0.123
2	94	15.788	2	6	21.097	2	94	16.861	2	94	RENAUDIN Adrien		53.835	53.882	0.047
3	6	15.848	3	11	21.099	3	2	16.962	3	6	TESNIERE Charles		53.914	53.955	0.041
4	2	15.859	4	2	21.118	4	6	16.969	4	2	PICOT Nicolas		53.939	53.958	0.019
5	4	15.860	5	4	21.183	5	3	17.033	5	11	CAMMARATA Marc		54.113	54.181	0.068
6	22	15.921	6	94	21.186	6	96	17.067	6	4	LANDAIS Thomas		54.158	54.191	0.033
7	1	15.922	7	22	21.232	7	22	17.069	7	22	JALOUX Romain		54.222	54.253	0.031
8	3	15.931	8	3	21.279	8	11	17.082	8	3	BONNETO Romain		54.243	54.243	
9	11	15.932	9	18	21.282	9	18	17.087	9	7	MASLE Nicolas		54.347	54.359	0.012
10	7	15.939	10	7	21.285	10	4	17.115	10	1	HODIER Thomas		54.349	54.435	0.086
11	18	15.991	11	1	21.299	11	7	17.123	11	18	WILLIAMSON Andrew		54.360	54.444	0.084
12	9	16.005	12	16	21.361	12	1	17.128	12	96	RENAUDIN Julien		54.470	54.692	0.222
13	96	16.008	13	96	21.395	13	9	17.145	13	16	ROUSSET Louis		54.651	54.651	
14	24	16.010	14	51	21.402	14	17	17.154	14	9	BREISACHER Dorian		54.679	54.864	0.185
15	16	16.084	15	14	21.524	15	14	17.161	15	51	MISSIMILLY Jacques		54.736	54.741	0.005
16	51	16.088	16	9	21.529	16	24	17.205	16	14	DECHANDON Simon		54.817	54.998	0.181
17	14	16.132	17	17	21.655	17	16	17.206	17	17	BRUNERIE Vincent		55.004	55.258	0.254
18	17	16.195	18	10	21.722	18	51	17.246	18	24	DRUAIS Jean-Baptiste		55.054	55.196	0.142
19	10	16.278	19	24	21.839	19	10	17.286	19	10	LALA Guillaume		55.286	55.286	
20	20	16.456	20	20	21.905	20	5	17.467	20	20	MOSTKOWY Maxime		55.830	55.902	0.072
21	5	16.478	21	5	21.994	21	20	17.469	21	5	MENARD Pierre		55.939	56.024	0.085
22	33	16.681	22	33	21.995	22	33	17.847	22	33	BOURDIN Gauthier		56.523	56.840	0.317

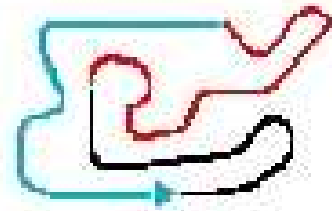


Rotax Max

Chp.IDF Rotax Max Chrono (CH) Analyse des tours

Pour information, sans valeur officielle

Tours	Secteur 1	Secteur 2	Secteur 3	mps au tour	Tours	Secteur 1	Secteur 2	Secteur 3	mps au tour	Tours	Secteur 1	Secteur 2	Secteur 3	mps au tour
N°1 HODIER Thomas					N°6 TESNIERE Charles					N°12 DEPTUCH Joel				
1	28.953	29.663	17.558	1:16.174	1	26.419	27.046	22.251	1:15.716	1	29.466	29.774	17.602	1:16.842
2	16.088	21.800	17.330	55.218	2	20.106	21.967	17.354	59.427	2	15.959	21.239	17.342	54.540
3	16.177	21.327	17.380	54.884	3	16.098	21.349	17.102	54.549	3	17.664	21.647	17.033	56.344
4	15.994	21.384	17.128	54.506	4	15.965	21.372	17.057	54.394	4	15.822	21.083	16.923	53.828
5	15.937	21.299	17.199	54.435	5	15.891	21.102	17.037	54.030	5	15.712	21.185	17.098	53.995
6	16.064	21.486	17.135	54.685	6	15.848	21.497	20.080	57.425	6	15.834	24.825	17.474	58.133
7	15.922	21.449	17.161	54.532	7	15.889	21.097	16.969	53.955	7	15.835	21.026	16.832	53.693
8	16.442	21.640	17.201	55.283	8	15.916	21.259	19.457	56.632	8	15.776	21.449	17.623	54.848
N°2 PICOT Nicolas					N°7 MASLE Nicolas					N°14 DECHANDON Simon				
1	29.547	29.017	17.772	1:16.336	1	25.477	23.481	18.004	1:06.962	1	27.483	34.233	24.272	1:25.988
2	16.237	21.410	17.134	54.781	2	16.543	21.698	17.247	55.488	2	17.412	21.888	17.406	56.706
3	15.999	21.512	17.038	54.549	3	16.121	21.536	17.164	54.821	3	16.295	21.562	17.199	55.056
4	15.946	21.235	17.006	54.187	4	16.098	21.334	17.228	54.660	4	16.132	21.654	17.400	55.186
5	15.878	21.118	16.962	53.958	5	15.951	21.285	17.123	54.359	5	16.176	21.640	17.214	55.030
6	15.860	21.166	17.094	54.120	6	15.939	21.815	20.409	58.163	6	16.134	27.647	17.923	1:01.704
7	15.859	21.341	17.056	54.256	7	17.266	21.339	17.202	55.807	7	16.313	21.524	17.161	54.998
8	15.907	21.304	17.082	54.293	8	16.115	21.537	17.229	54.881	8	16.376	23.244	18.223	57.843
N°3 BONNETO Romain					N°9 BREISACHER Dorian					N°16 ROUSSET Louis				
1	29.952	32.738	22.560	1:25.250	1	24.572	41.817	18.997	1:25.386	1	26.777	29.596	20.447	1:16.820
2	16.616	21.623	17.141	55.380	2	16.687	21.829	17.433	55.949	2	16.746	22.348	17.302	56.396
3	16.406	21.364	17.187	54.957	3	16.274	21.898	17.145	55.317	3	16.180	21.655	17.557	55.392
4	16.008	21.410	17.177	54.595	4	16.227	21.901	17.966	56.094	4	16.730	21.532	17.252	55.514
5	16.090	21.356	17.144	54.590	5	16.039	21.695	17.278	55.012	5	16.201	21.601	17.380	55.182
6	16.012	21.318	17.078	54.408	6	16.005	21.732	17.305	55.042	6	16.098	21.610	17.374	55.082
7	15.931	21.279	17.033	54.243	7	16.109	21.529	17.226	54.864	7	16.084	21.361	17.206	54.651
8	16.056	21.799	17.291	55.146	8	16.218	22.175	17.515	55.908	8	16.168	21.867	17.534	55.569
N°4 LANDAIS Thomas					N°10 LALA Guillaume					N°17 BRUNERIE Vincent				
1	27.282	27.404	18.155	1:12.841	1	29.455	32.429	19.073	1:20.957	1	29.966	32.653	22.806	1:25.425
2	16.438	21.637	17.530	55.605	2	21.168	22.045	17.332	1:00.545	2	16.586	21.894	17.351	55.831
3	16.151	21.323	17.228	54.702	3	16.321	21.896	17.410	55.627	3	16.434	24.828	20.906	1:02.168
4	16.032	21.276	17.226	54.534	4	18.056	26.518	17.641	1:02.215	4	16.384	21.843	17.166	55.393
5	16.087	21.684	17.211	54.982	5	16.307	23.142	17.430	56.879	5	16.195	21.782	17.376	55.353
6	16.301	21.214	17.115	54.630	6	16.460	21.730	17.336	55.526	6	16.234	21.655	19.777	57.666
7	15.860	21.183	17.148	54.191	7	16.278	21.722	17.286	55.286	7	16.243	21.861	17.154	55.258
8	15.980	21.365	17.225	54.570	8	16.476	22.232	17.760	56.468	8	22.894	22.529	17.638	1:03.061
N°5 MENARD Pierre					N°11 CAMMARATA Marc					N°18 WILLIAMSON Andrew				
1	29.648	32.326	19.043	1:21.017	1	24.186	25.811	18.148	1:08.145	1	21.283	25.112	19.371	1:05.766
2	16.922	22.508	18.122	57.552	2	16.368	21.532	17.190	55.090	2	16.789	21.726	17.349	55.864
3	17.195	22.663	17.725	57.583	3	16.027	21.379	17.099	54.505	3	16.204	21.500	17.207	54.911
4	16.623	25.186	17.636	59.445	4	15.961	21.429	17.084	54.474	4	16.063	21.379	17.087	54.529
5	16.478	22.460	17.467	56.405	5	15.967	21.099	17.115	54.181	5	16.046	21.282	17.116	54.444
6	16.507	21.994	17.523	56.024	6	15.932	21.207	17.082	54.221	6	15.991	21.469	17.595	55.055
7	16.657	22.235	18.234	57.126	7	16.040	21.537	17.319	54.896	7	20.674	21.355	17.190	59.219
8	17.010	22.461	18.078	57.549	8	16.071	21.511	17.128	54.710	8	16.222	21.398	17.130	54.750



Rotax Max

Chp.IDF Rotax Max Chrono (CH) Analyse des tours

Pour information, sans valeur officielle

Tours Secteur 1 Secteur 2 Secteur 3 mps au tour Tours Secteur 1 Secteur 2 Secteur 3 mps au tour

N°20 MOSTKOWY Maxime

1	25.670	23.915	17.967	1:07.552
2	16.691	21.944	17.806	56.441
3	16.567	21.905	17.631	56.103
4	16.474	22.069	17.710	56.253
5	16.628	22.343	17.679	56.650
6	16.500	21.933	17.469	55.902
7	16.456	22.047	17.469	55.972
8	17.071	22.780	17.817	57.668

N°94 RENAUDIN Adrien

1	30.188	28.698	17.870	1:16.756
2	15.994	21.500	17.209	54.703
3	16.062	21.328	16.951	54.341
4	15.835	21.186	16.861	53.882
5	15.788	21.453	16.950	54.191
6	15.871	21.373	16.997	54.241
7	15.826	21.241	16.934	54.001
8	15.797	21.393	16.992	54.182

N°22 JALOUX Romain

1	29.404	29.213	17.949	1:16.566
2	16.298	21.940	17.937	56.175
3	15.989	21.304	19.103	56.396
4	17.118	21.282	17.344	55.744
5	16.020	21.232	17.101	54.353
6	15.921	21.263	17.069	54.253
7	15.983	21.367	17.194	54.544
8	17.332	21.326	17.228	55.886

N°96 RENAUDIN Julien

1	30.160	29.013	17.891	1:17.064
2	16.386	22.144	17.254	55.784
3	16.177	21.672	17.698	55.547
4	16.167	21.481	17.067	54.715
5	16.008	21.395	17.487	54.890
6	16.033	21.550	17.109	54.692
7	16.050	21.462	17.196	54.708
8	16.113	22.124	17.349	55.586

N°24 DRUAIS Jean-Baptiste

1	25.604	30.032	17.990	1:13.626
2	16.324	22.051	17.434	55.809
3	16.112	21.839	17.248	55.199
4	16.010	21.981	17.205	55.196
5	16.230	22.337	17.246	55.813
6	16.260	22.024	18.848	57.132
7	16.240	21.973	17.240	55.453
8	16.433	23.450	17.357	57.240

N°33 BOURDIN Gauthier

1	26.767	31.296	19.153	1:17.216
2	17.161	22.622	18.044	57.827
3	16.964	22.563	17.955	57.482
4	16.681	23.399	17.848	57.928
5	16.875	22.118	17.847	56.840
6	16.891	21.995	17.982	56.868
7	17.021	22.011	17.936	56.968
8	17.043	22.461	18.428	57.932

N°51 MISSIMILLY Jacques

1	25.398	26.886	19.037	1:11.321
2	16.912	22.290	17.647	56.849
3	16.366	21.803	17.418	55.587
4	16.167	21.548	17.390	55.105
5	16.225	21.681	17.388	55.294
6	16.319	21.506	17.246	55.071
7	16.088	21.402	17.251	54.741
8	16.341	22.502	17.476	56.319